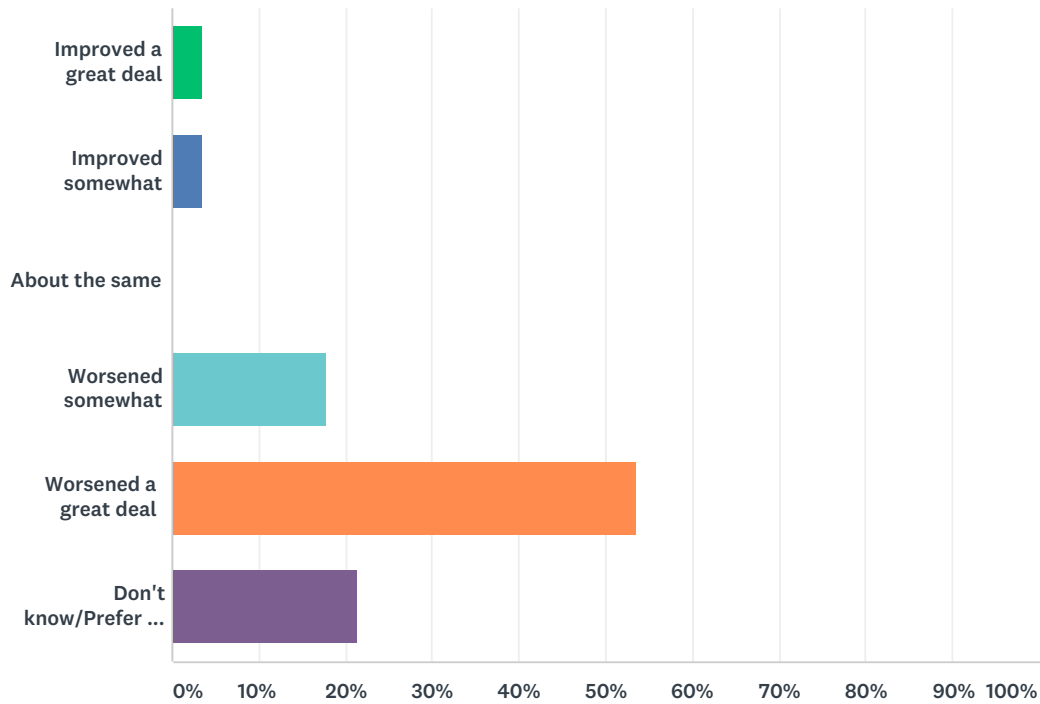


Q1 Campus climate is the general atmosphere of the campus as a unique community and the degree to which members of the campus community feel included, listened to, valued and treated fairly. Compared to five years ago, do you think the campus climate has improved or worsened?

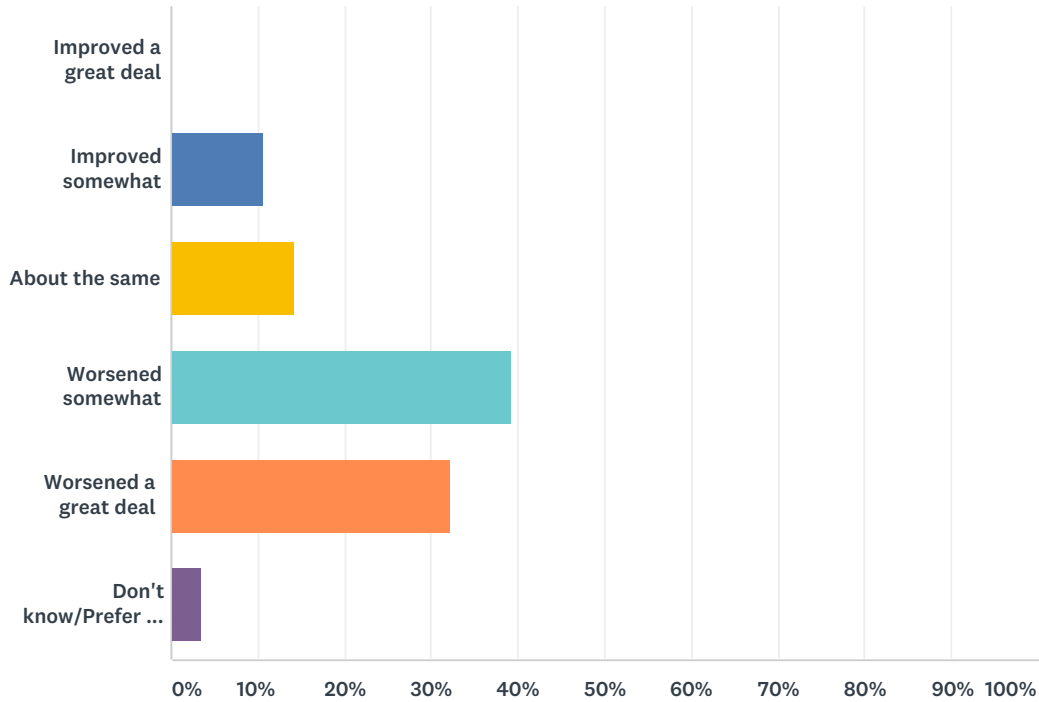
Answered: 28 Skipped: 0



ANSWER CHOICES	RESPONSES	
Improved a great deal	3.57%	1
Improved somewhat	3.57%	1
About the same	0.00%	0
Worsened somewhat	17.86%	5
Worsened a great deal	53.57%	15
Don't know/Prefer not to answer	21.43%	6
TOTAL		28

Q2 Campus climate is the general atmosphere of the campus as a unique community and the degree to which members of the campus community feel included, listened to, valued and treated fairly. Compared to one year ago, do you think the campus climate has improved or worsened?

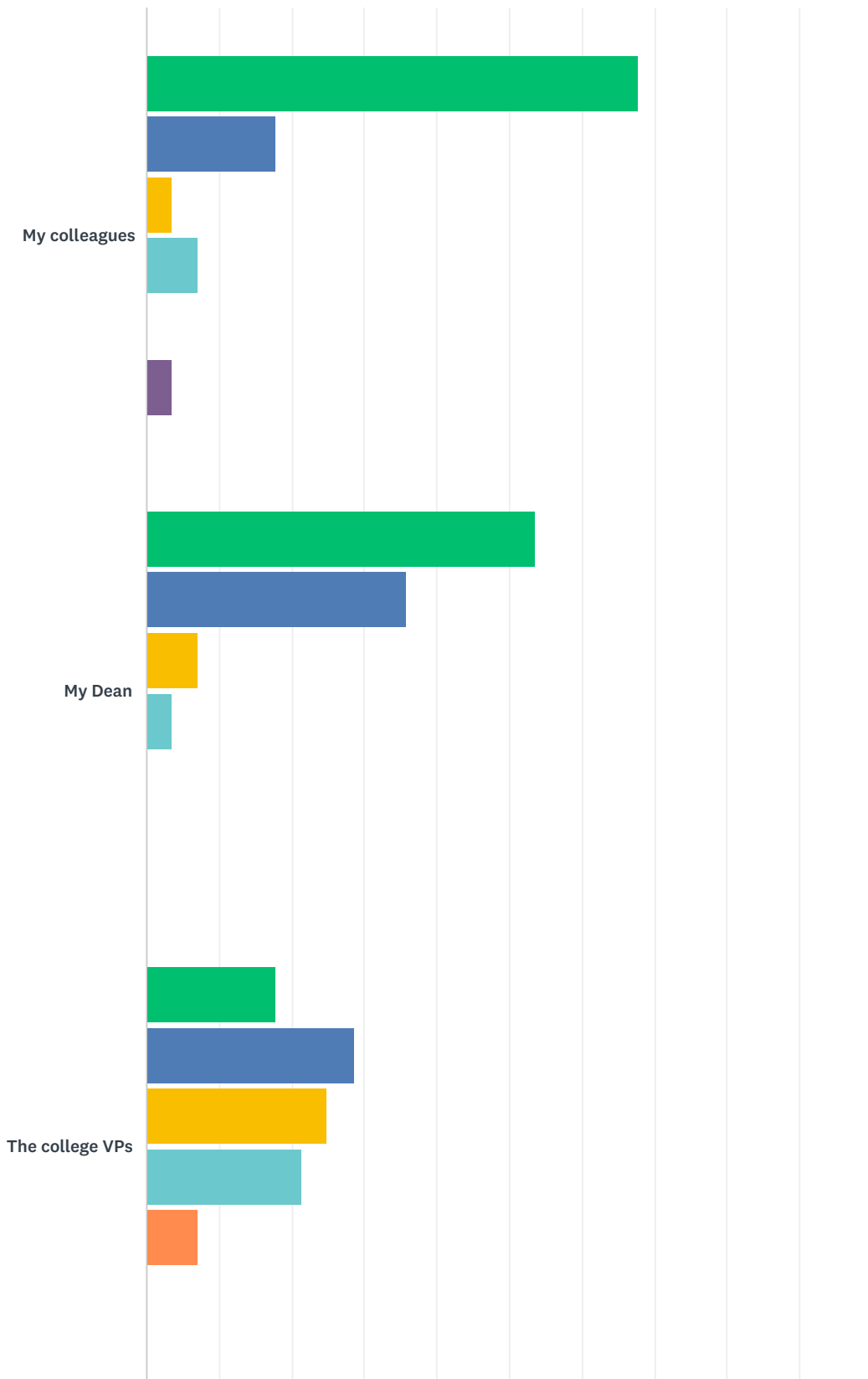
Answered: 28 Skipped: 0



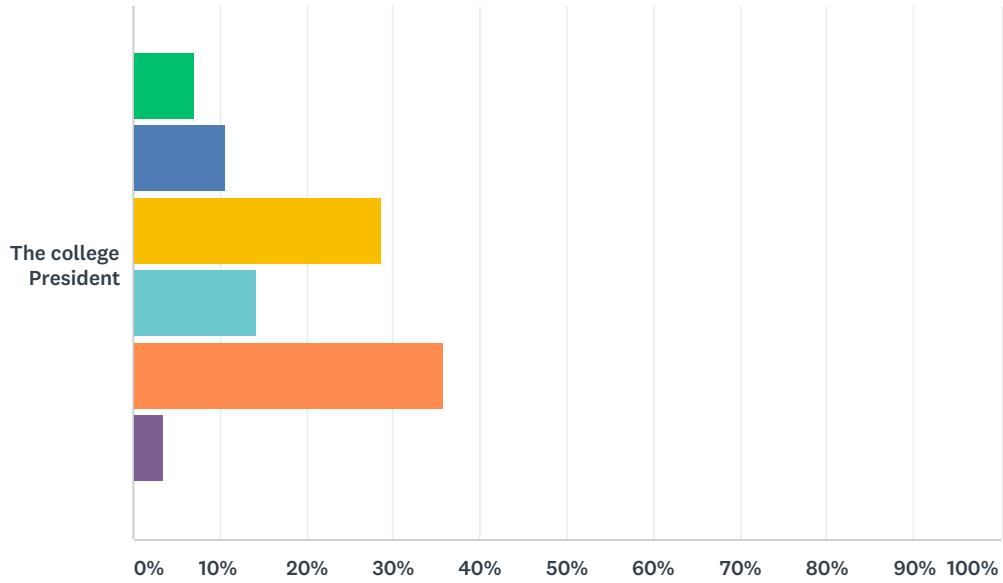
ANSWER CHOICES	RESPONSES	
Improved a great deal	0.00%	0
Improved somewhat	10.71%	3
About the same	14.29%	4
Worsened somewhat	39.29%	11
Worsened a great deal	32.14%	9
Don't know/Prefer not to answer	3.57%	1
<b>TOTAL</b>		<b>28</b>

### Q3 Please indicate the extent to which you agree or disagree with each of the following. Value: I feel valued by...

Answered: 28 Skipped: 0



### MCFT Campus Climate Survey Fall 2017

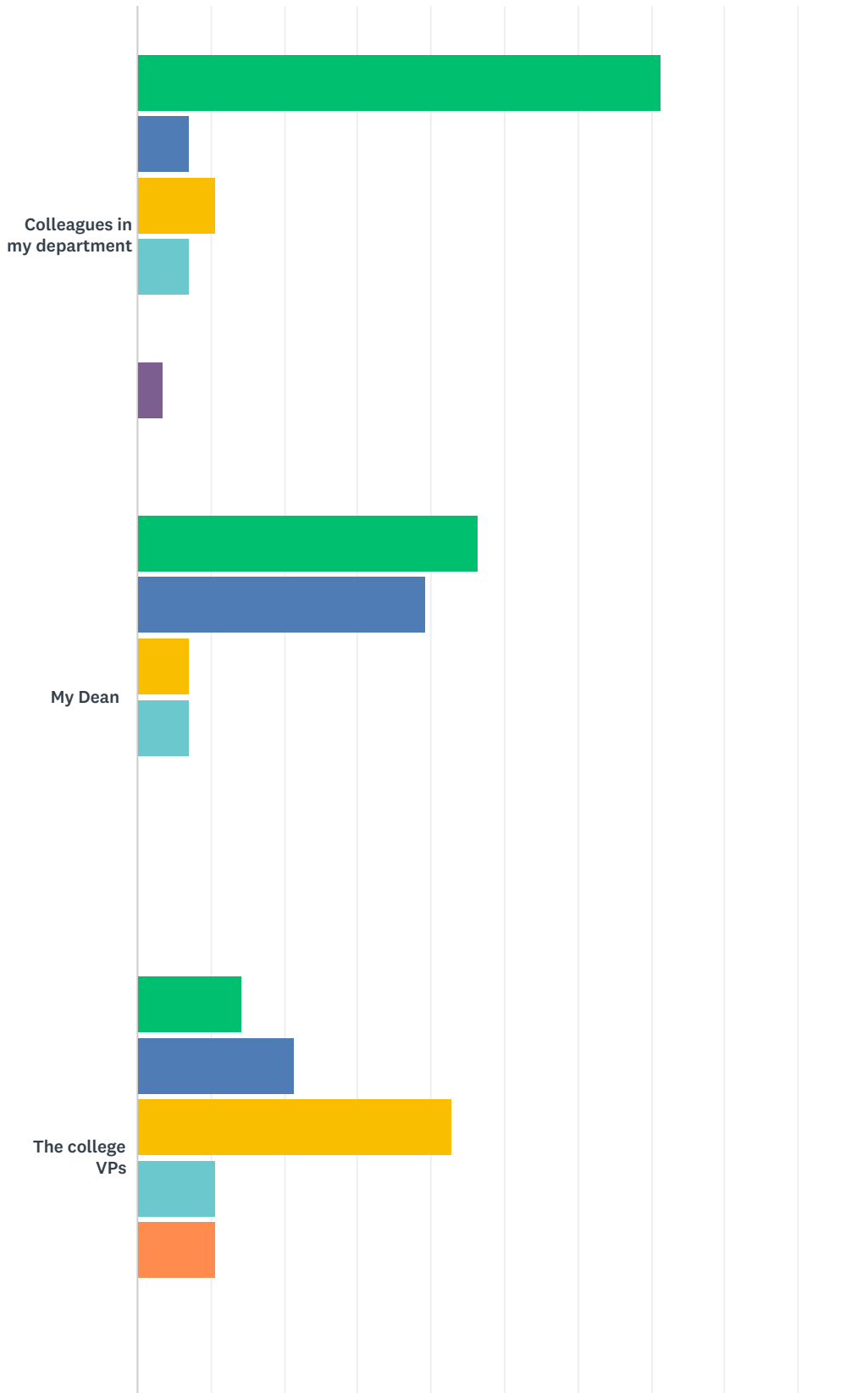


■ Strongly Agree   
 ■ Somewhat Agree   
 ■ Neither Agree nor Disagree  
■ Somewhat Disagree   
 ■ Strongly Disagree   
 ■ Don't know/Prefer not to answer

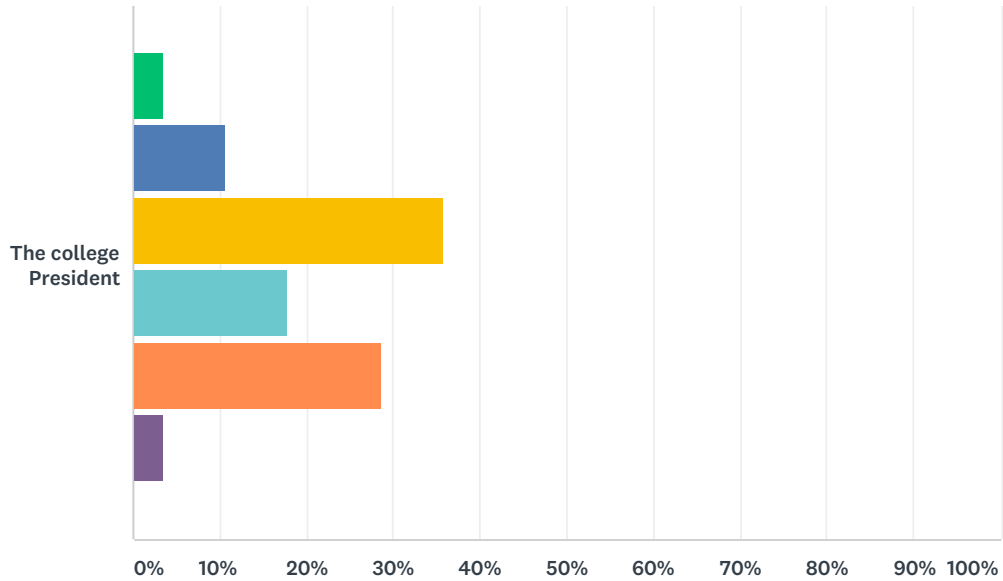
	STRONGLY AGREE	SOMEWHAT AGREE	NEITHER AGREE NOR DISAGREE	SOMEWHAT DISAGREE	STRONGLY DISAGREE	DON'T KNOW/PREFER NOT TO ANSWER	TOTAL
My colleagues	67.86% 19	17.86% 5	3.57% 1	7.14% 2	0.00% 0	3.57% 1	28
My Dean	53.57% 15	35.71% 10	7.14% 2	3.57% 1	0.00% 0	0.00% 0	28
The college VPs	17.86% 5	28.57% 8	25.00% 7	21.43% 6	7.14% 2	0.00% 0	28
The college President	7.14% 2	10.71% 3	28.57% 8	14.29% 4	35.71% 10	3.57% 1	28

Q4 Please indicate the extent to which you agree or disagree with each of the following. Support: I am supported in doing my job effectively by...

Answered: 28 Skipped: 0



## MCFT Campus Climate Survey Fall 2017

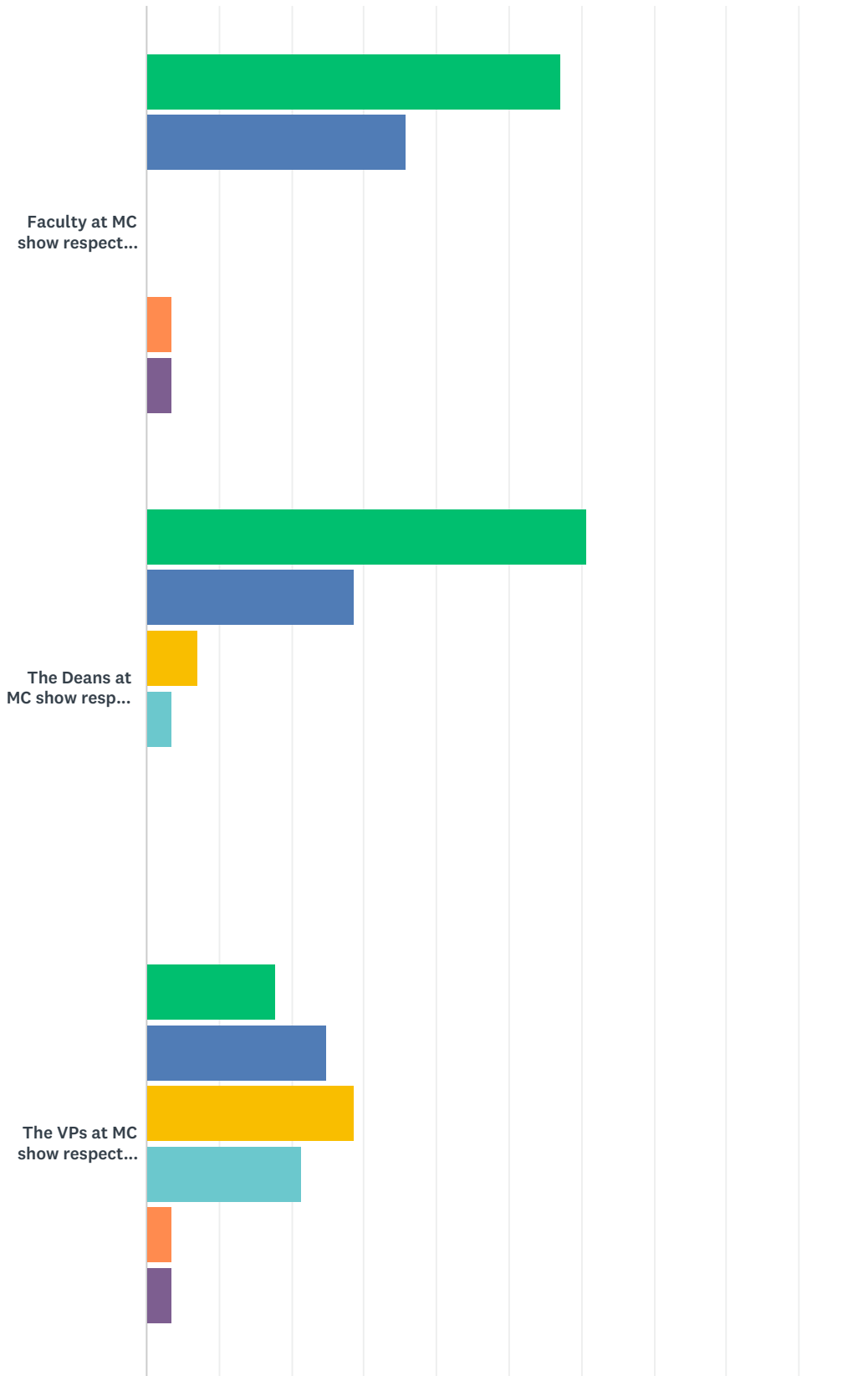


■ Strongly Agree   
 ■ Somewhat Agree   
 ■ Neither Agree nor Disagree  
■ Somewhat Disagree   
 ■ Strongly Disagree   
 ■ Don't know/Prefer not to answer

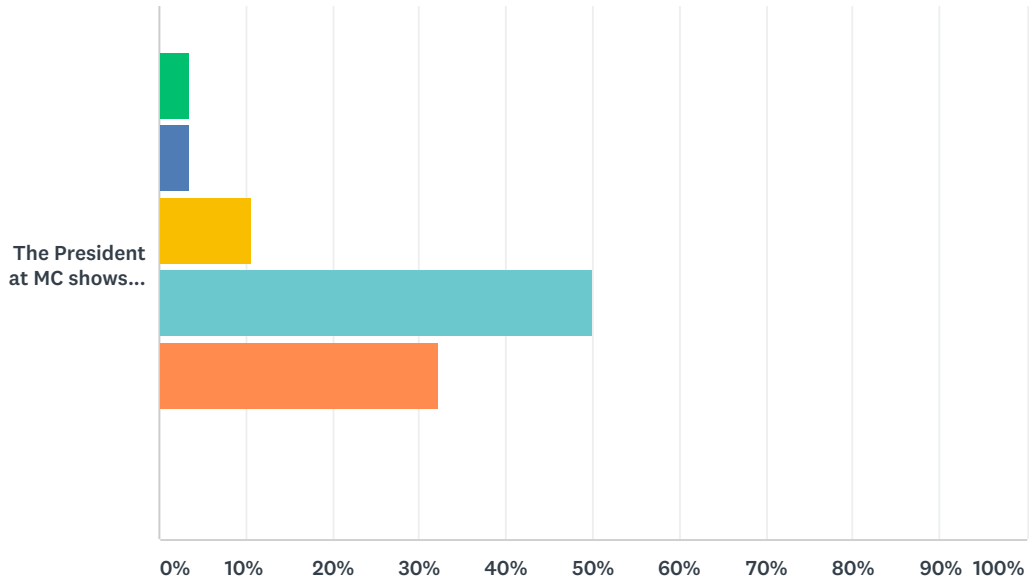
	STRONGLY AGREE	SOMEWHAT AGREE	NEITHER AGREE NOR DISAGREE	SOMEWHAT DISAGREE	STRONGLY DISAGREE	DON'T KNOW/PREFER NOT TO ANSWER	TOTAL
Colleagues in my department	71.43% 20	7.14% 2	10.71% 3	7.14% 2	0.00% 0	3.57% 1	28
My Dean	46.43% 13	39.29% 11	7.14% 2	7.14% 2	0.00% 0	0.00% 0	28
The college VPs	14.29% 4	21.43% 6	42.86% 12	10.71% 3	10.71% 3	0.00% 0	28
The college President	3.57% 1	10.71% 3	35.71% 10	17.86% 5	28.57% 8	3.57% 1	28

### Q5 Please indicate the extent to which you agree or disagree with each of the following. Respect for faculty...

Answered: 28 Skipped: 0



## MCFT Campus Climate Survey Fall 2017



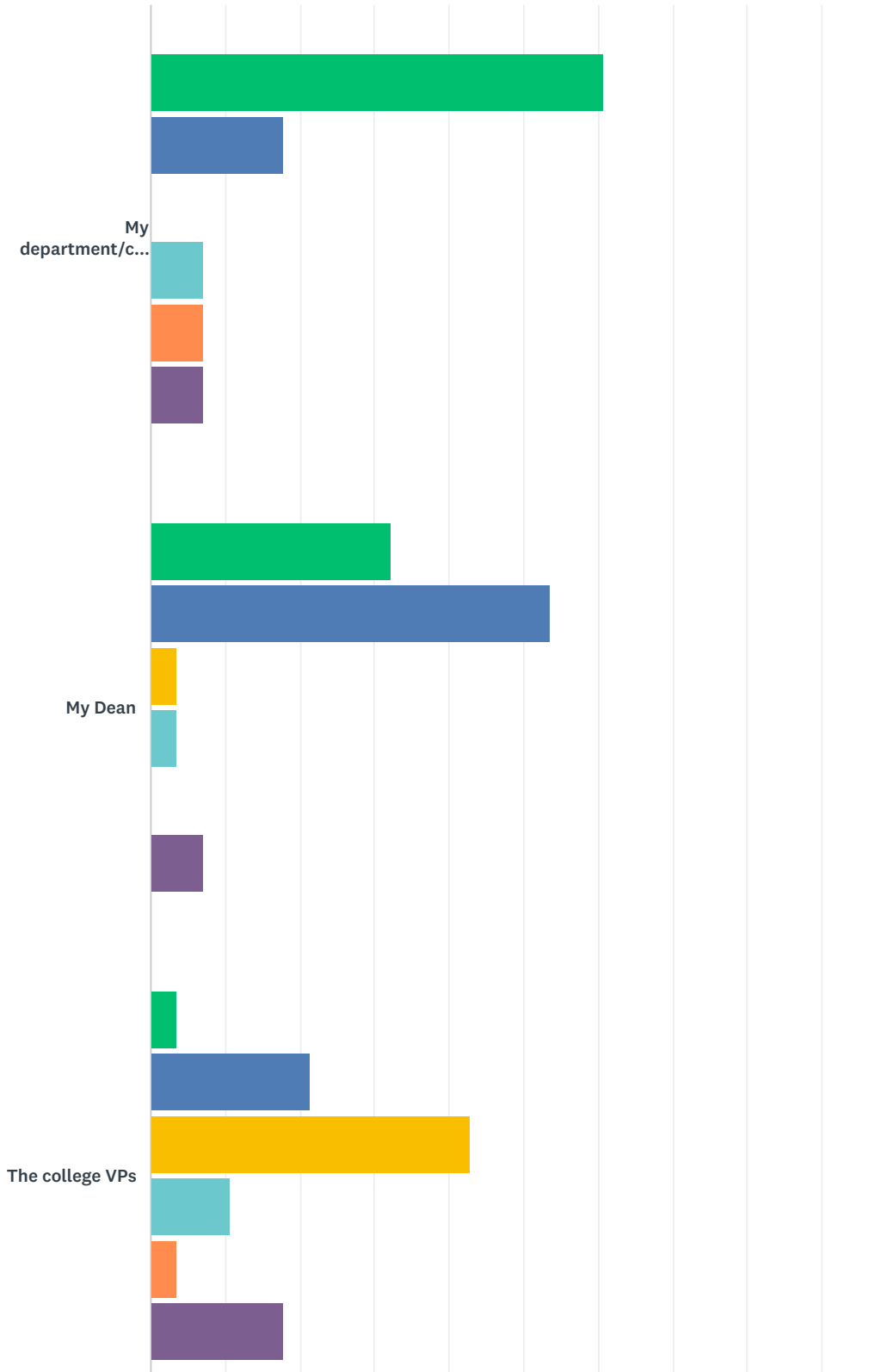
■ Strongly Agree   
 ■ Somewhat Agree   
 ■ Neither Agree nor Disagree  
■ Somewhat Disagree   
 ■ Strongly Disagree   
 ■ Don't know/Prefer not to answer

	STRONGLY AGREE	SOMEWHAT AGREE	NEITHER AGREE NOR DISAGREE	SOMEWHAT DISAGREE	STRONGLY DISAGREE	DON'T KNOW/PREFER NOT TO ANSWER	TOTAL
Faculty at MC show respect for each other.	57.14% 16	35.71% 10	0.00% 0	0.00% 0	3.57% 1	3.57% 1	28
The Deans at MC show respect for faculty.	60.71% 17	28.57% 8	7.14% 2	3.57% 1	0.00% 0	0.00% 0	28
The VPs at MC show respect for faculty.	17.86% 5	25.00% 7	28.57% 8	21.43% 6	3.57% 1	3.57% 1	28
The President at MC shows respect for faculty.	3.57% 1	3.57% 1	10.71% 3	50.00% 14	32.14% 9	0.00% 0	28

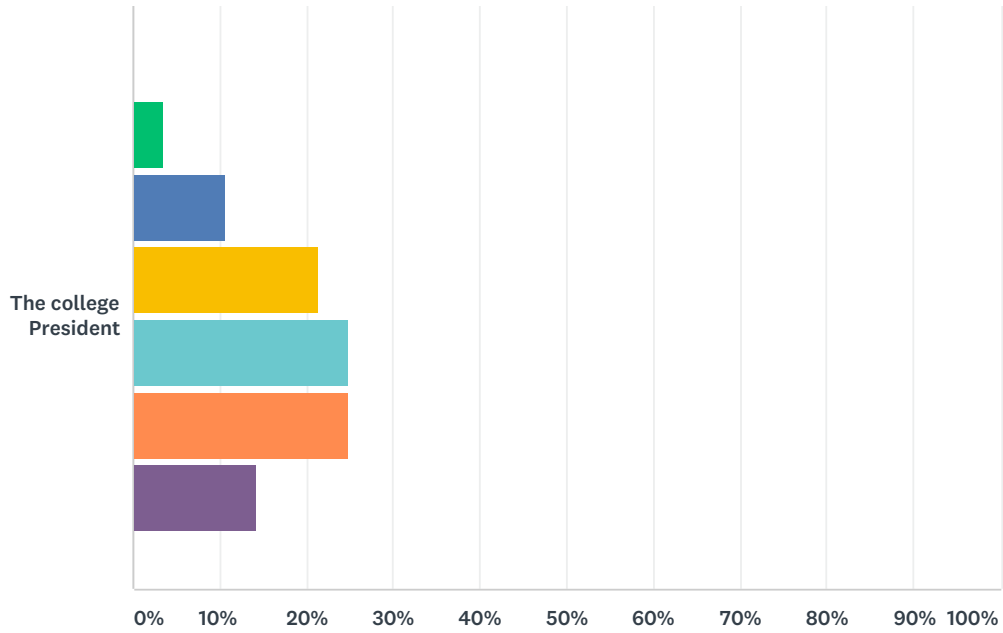


Q6 Please indicate the extent to which you agree or disagree with each of the following. Consideration: My suggestions for improvement at MC are welcomed by...

Answered: 28 Skipped: 0



MCFT Campus Climate Survey Fall 2017

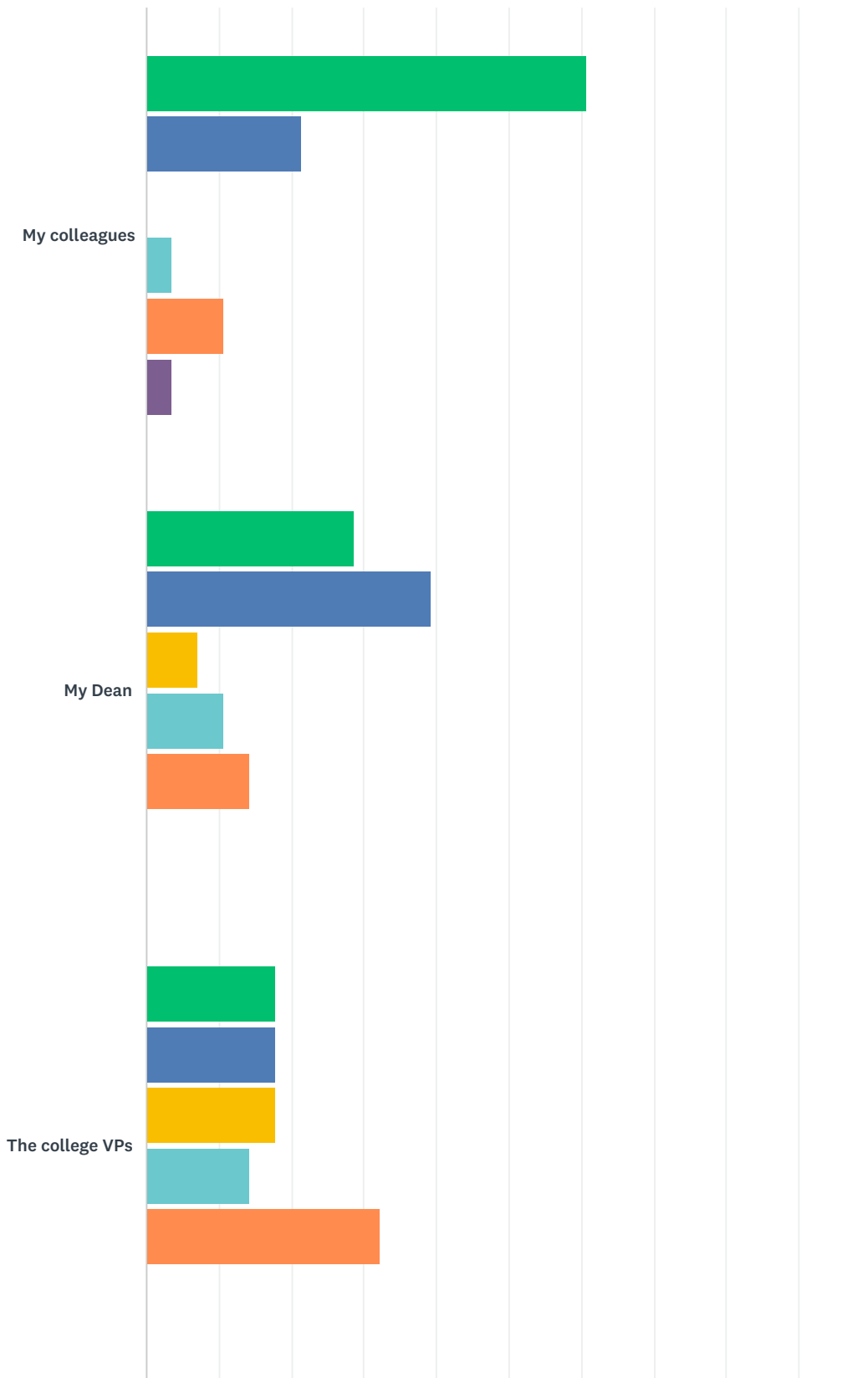


■ Strongly Agree   
 ■ Somewhat Agree   
 ■ Neither Agree nor Disagree  
■ Somewhat Disagree   
 ■ Strongly Disagree   
 ■ Don't know/Prefer not to answer

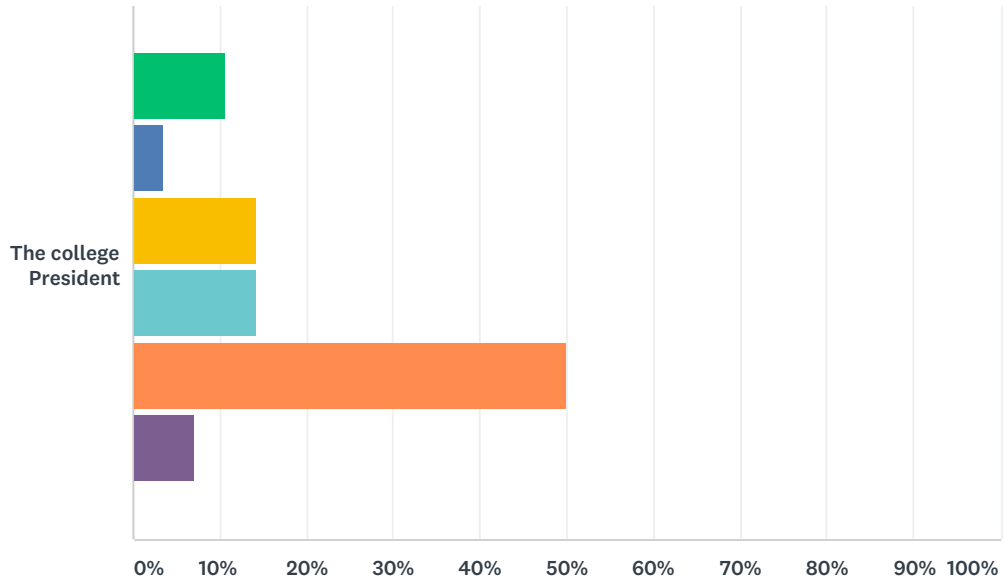
	STRONGLY AGREE	SOMEWHAT AGREE	NEITHER AGREE NOR DISAGREE	SOMEWHAT DISAGREE	STRONGLY DISAGREE	DON'T KNOW/PREFER NOT TO ANSWER	TOTAL
My department/colleagues	60.71% 17	17.86% 5	0.00% 0	7.14% 2	7.14% 2	7.14% 2	28
My Dean	32.14% 9	53.57% 15	3.57% 1	3.57% 1	0.00% 0	7.14% 2	28
The college VPs	3.57% 1	21.43% 6	42.86% 12	10.71% 3	3.57% 1	17.86% 5	28
The college President	3.57% 1	10.71% 3	21.43% 6	25.00% 7	25.00% 7	14.29% 4	28

Q7 Please indicate the extent to which you agree or disagree with each of the following. Safety: I am able to speak freely about my concerns to...

Answered: 28 Skipped: 0



## MCFT Campus Climate Survey Fall 2017

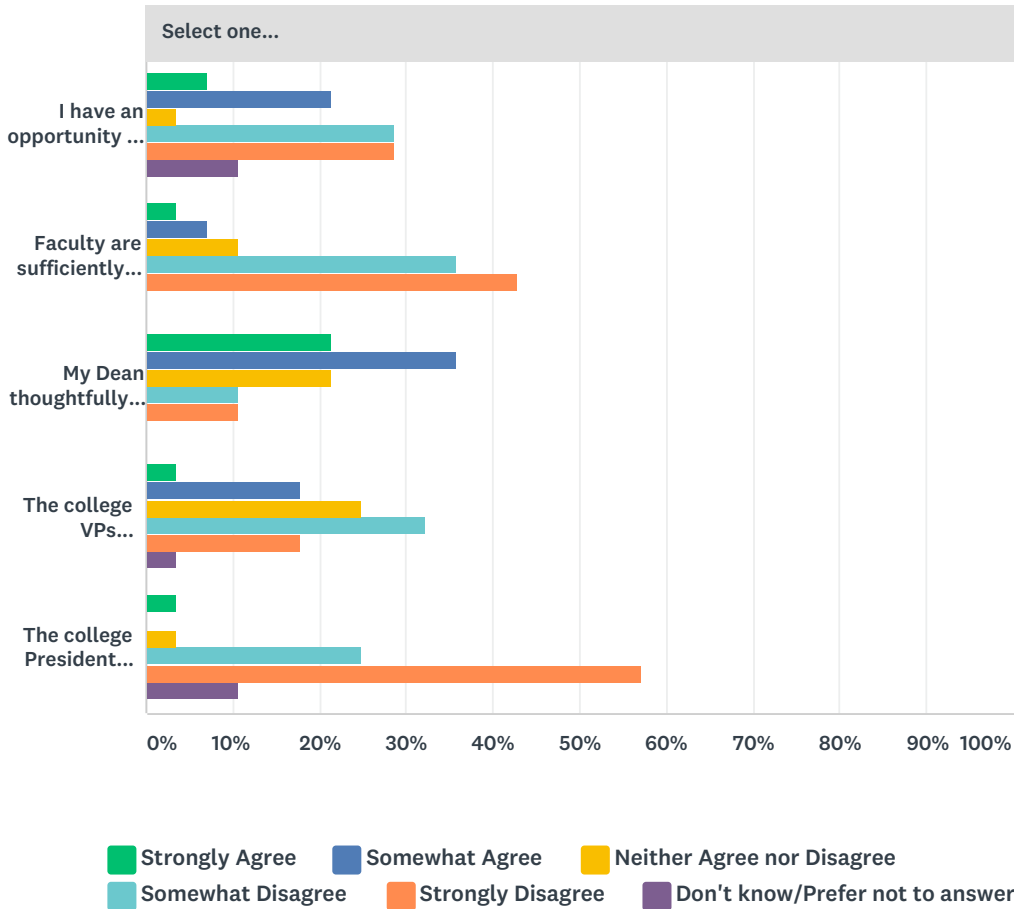


■ Strongly Agree   
 ■ Somewhat Agree   
 ■ Neither Agree nor Disagree  
■ Somewhat Disagree   
 ■ Strongly Disagree   
 ■ Don't know/Prefer not to answer

	STRONGLY AGREE	SOMEWHAT AGREE	NEITHER AGREE NOR DISAGREE	SOMEWHAT DISAGREE	STRONGLY DISAGREE	DON'T KNOW/PREFER NOT TO ANSWER	TOTAL
My colleagues	60.71% 17	21.43% 6	0.00% 0	3.57% 1	10.71% 3	3.57% 1	28
My Dean	28.57% 8	39.29% 11	7.14% 2	10.71% 3	14.29% 4	0.00% 0	28
The college VPs	17.86% 5	17.86% 5	17.86% 5	14.29% 4	32.14% 9	0.00% 0	28
The college President	10.71% 3	3.57% 1	14.29% 4	14.29% 4	50.00% 14	7.14% 2	28

**Q8 Please indicate the extent to which you agree or disagree with each of the following. Collegiality: the effective participation by faculty in district and college governance.**

Answered: 28 Skipped: 0



Select one...	STRONGLY AGREE	SOMEWHAT AGREE	NEITHER AGREE NOR DISAGREE	SOMEWHAT DISAGREE	STRONGLY DISAGREE	DON'T KNOW/PREFER NOT TO ANSWER	TOTAL
I have an opportunity to effectively participate in shaping college policies.	7.14% 2	21.43% 6	3.57% 1	28.57% 8	28.57% 8	10.71% 3	28
Faculty are sufficiently involved in campus decision making.	3.57% 1	7.14% 2	10.71% 3	35.71% 10	42.86% 12	0.00% 0	28
My Dean thoughtfully considers faculty opinion when making policy.	21.43% 6	35.71% 10	21.43% 6	10.71% 3	10.71% 3	0.00% 0	28
The college VPs thoughtfully consider faculty opinion when making policy.	3.57% 1	17.86% 5	25.00% 7	32.14% 9	17.86% 5	3.57% 1	28

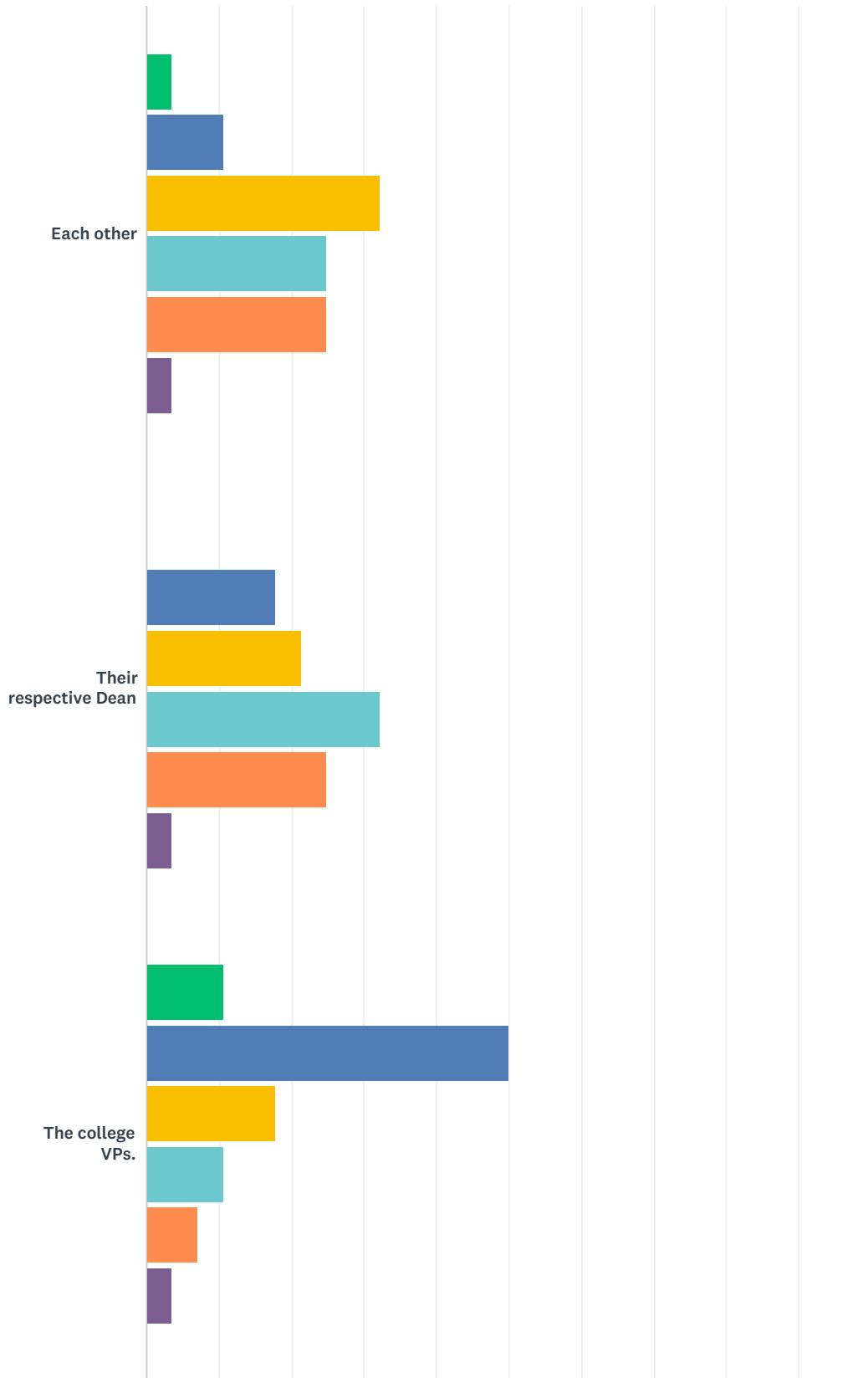
## MCFT Campus Climate Survey Fall 2017

---

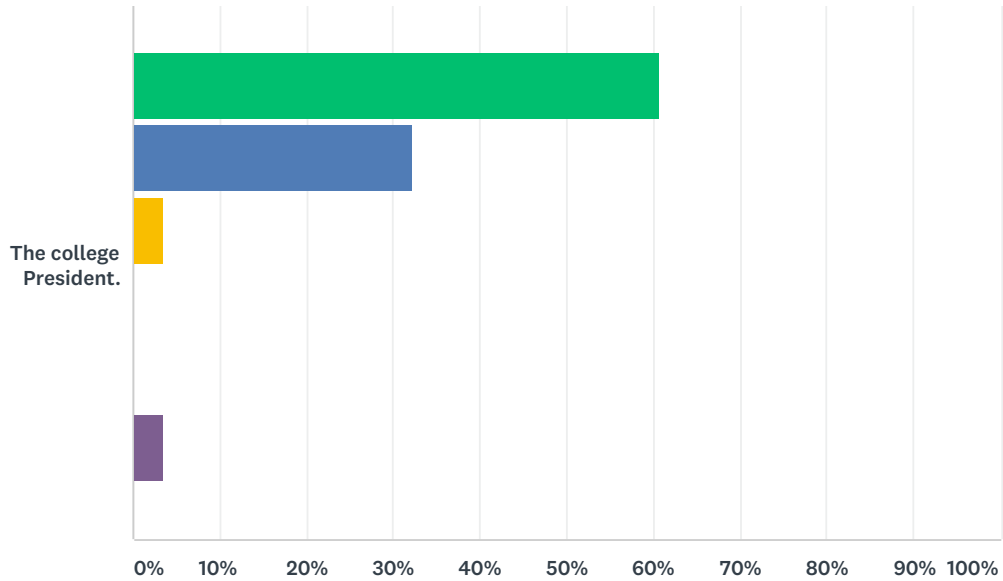
The college President thoughtfully considers faculty opinion when making policy.	3.57%	0.00%	3.57%	25.00%	57.14%	10.71%	28
	1	0	1	7	16	3	

### Q9 Please indicate the extent to which you agree or disagree with each of the following. Atmosphere: Faculty are typically at odds with...

Answered: 28 Skipped: 0



## MCFT Campus Climate Survey Fall 2017



■ Strongly Agree   
 ■ Somewhat Agree   
 ■ Neither Agree nor Disagree  
■ Somewhat Disagree   
 ■ Strongly Disagree   
 ■ Don't know/Prefer not to answer

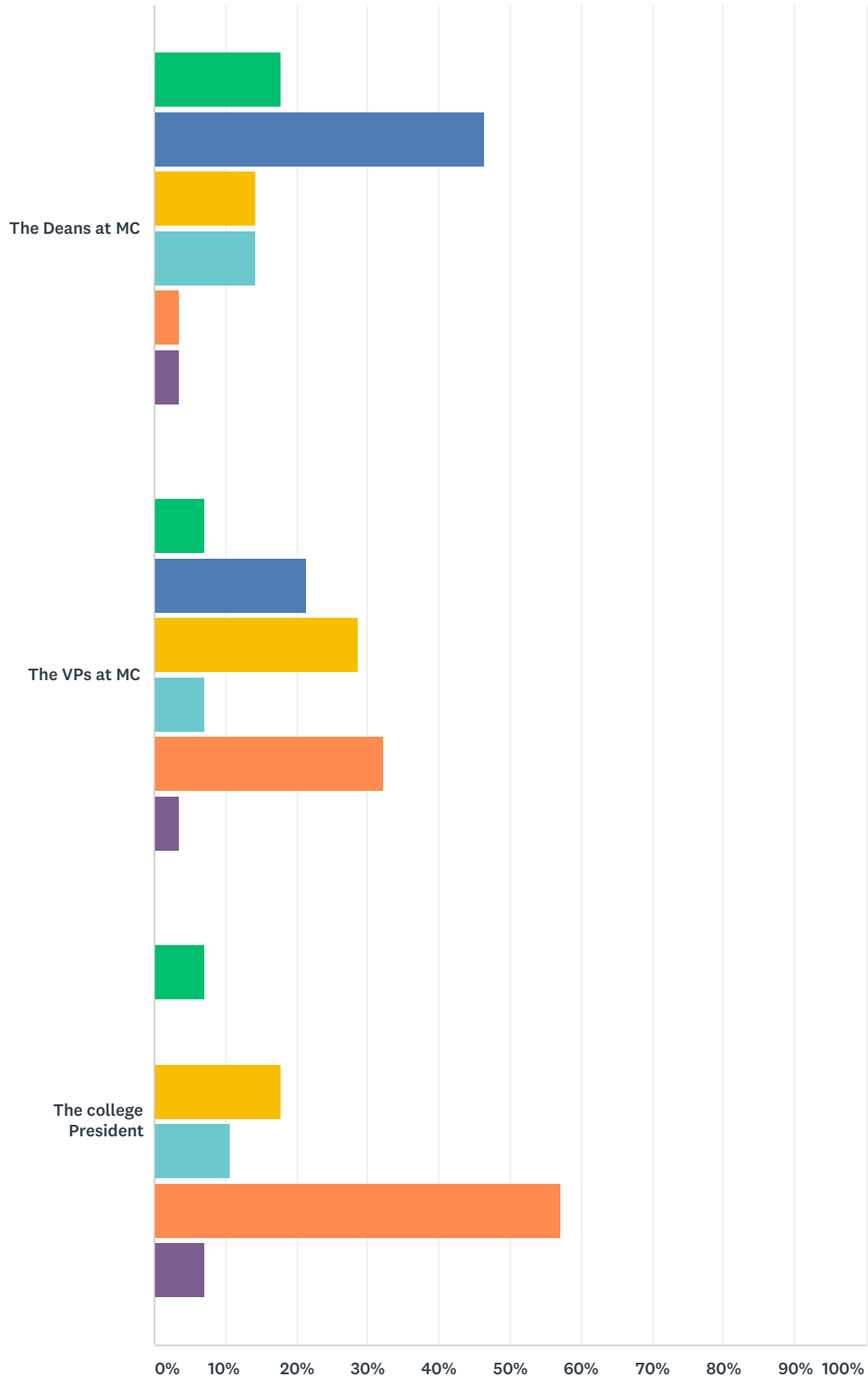
	STRONGLY AGREE	SOMEWHAT AGREE	NEITHER AGREE NOR DISAGREE	SOMEWHAT DISAGREE	STRONGLY DISAGREE	DON'T KNOW/PREFER NOT TO ANSWER	TOTAL
Each other	3.57% 1	10.71% 3	32.14% 9	25.00% 7	25.00% 7	3.57% 1	28
Their respective Dean	0.00% 0	17.86% 5	21.43% 6	32.14% 9	25.00% 7	3.57% 1	28
The college VPs.	10.71% 3	50.00% 14	17.86% 5	10.71% 3	7.14% 2	3.57% 1	28
The college President.	60.71% 17	32.14% 9	3.57% 1	0.00% 0	0.00% 0	3.57% 1	28



**Q10 Please indicate the extent to which you agree or disagree with each of the following. Staffing: When making staffing decisions, faculty input is valued by...**

Answered: 28 Skipped: 0

MCFT Campus Climate Survey Fall 2017



■ Strongly Agree   
 ■ Somewhat Agree   
 ■ Neither Agree nor Disagree  
■ Somewhat Disagree   
 ■ Strongly Disagree   
 ■ Don't know/Prefer not to answer

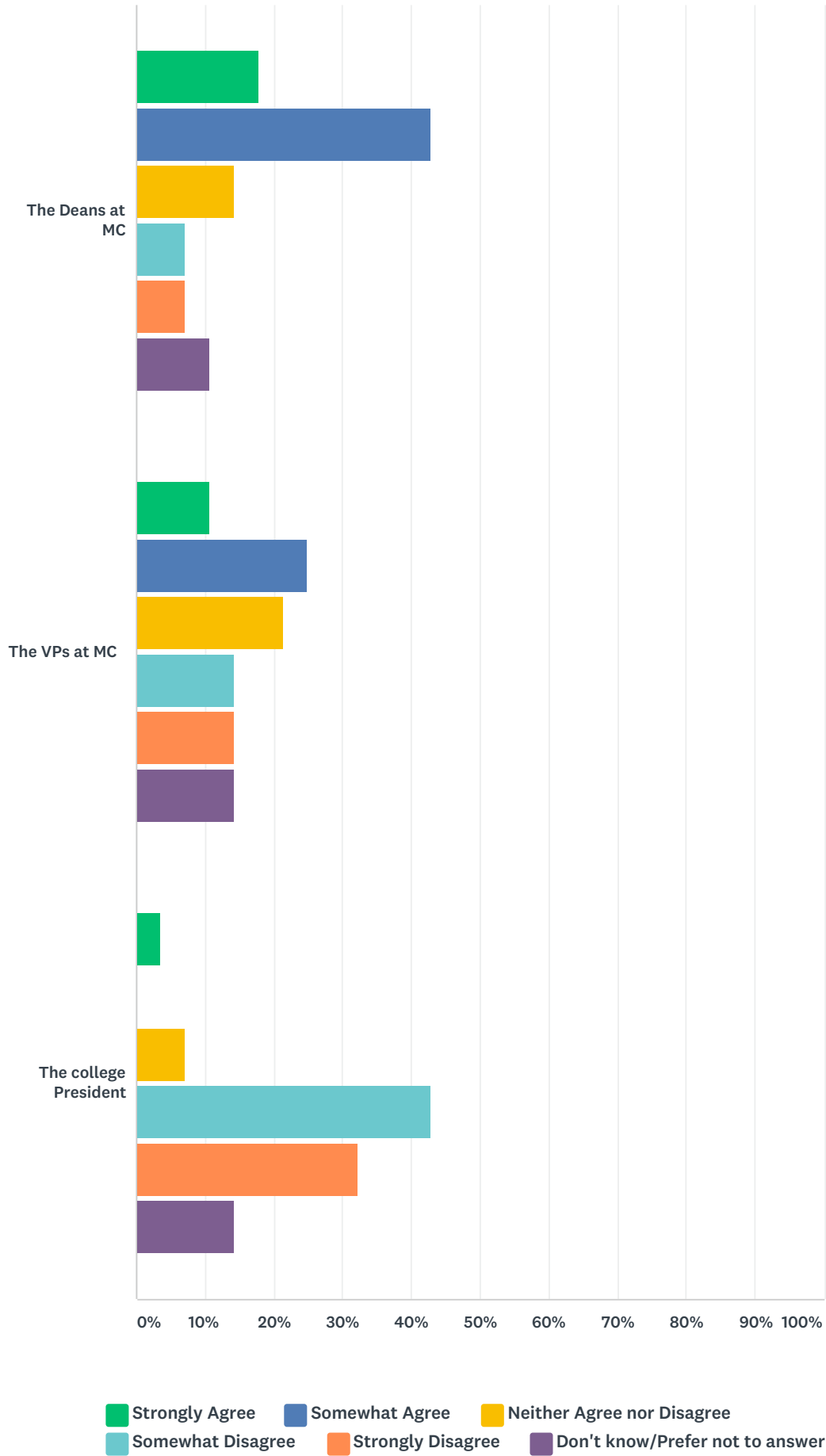
MCFT Campus Climate Survey Fall 2017

	<b>STRONGLY AGREE</b>	<b>SOMEWHAT AGREE</b>	<b>NEITHER AGREE NOR DISAGREE</b>	<b>SOMEWHAT DISAGREE</b>	<b>STRONGLY DISAGREE</b>	<b>DON'T KNOW/PREFER NOT TO ANSWER</b>	<b>TOTAL</b>
The Deans at MC	17.86% 5	46.43% 13	14.29% 4	14.29% 4	3.57% 1	3.57% 1	28
The VPs at MC	7.14% 2	21.43% 6	28.57% 8	7.14% 2	32.14% 9	3.57% 1	28
The college President	7.14% 2	0.00% 0	17.86% 5	10.71% 3	57.14% 16	7.14% 2	28

**Q11 Please indicate the extent to which you agree or disagree with each of the following. Programs: When adding or eliminating programs, faculty input is valued by...**

Answered: 28 Skipped: 0

# MCFT Campus Climate Survey Fall 2017

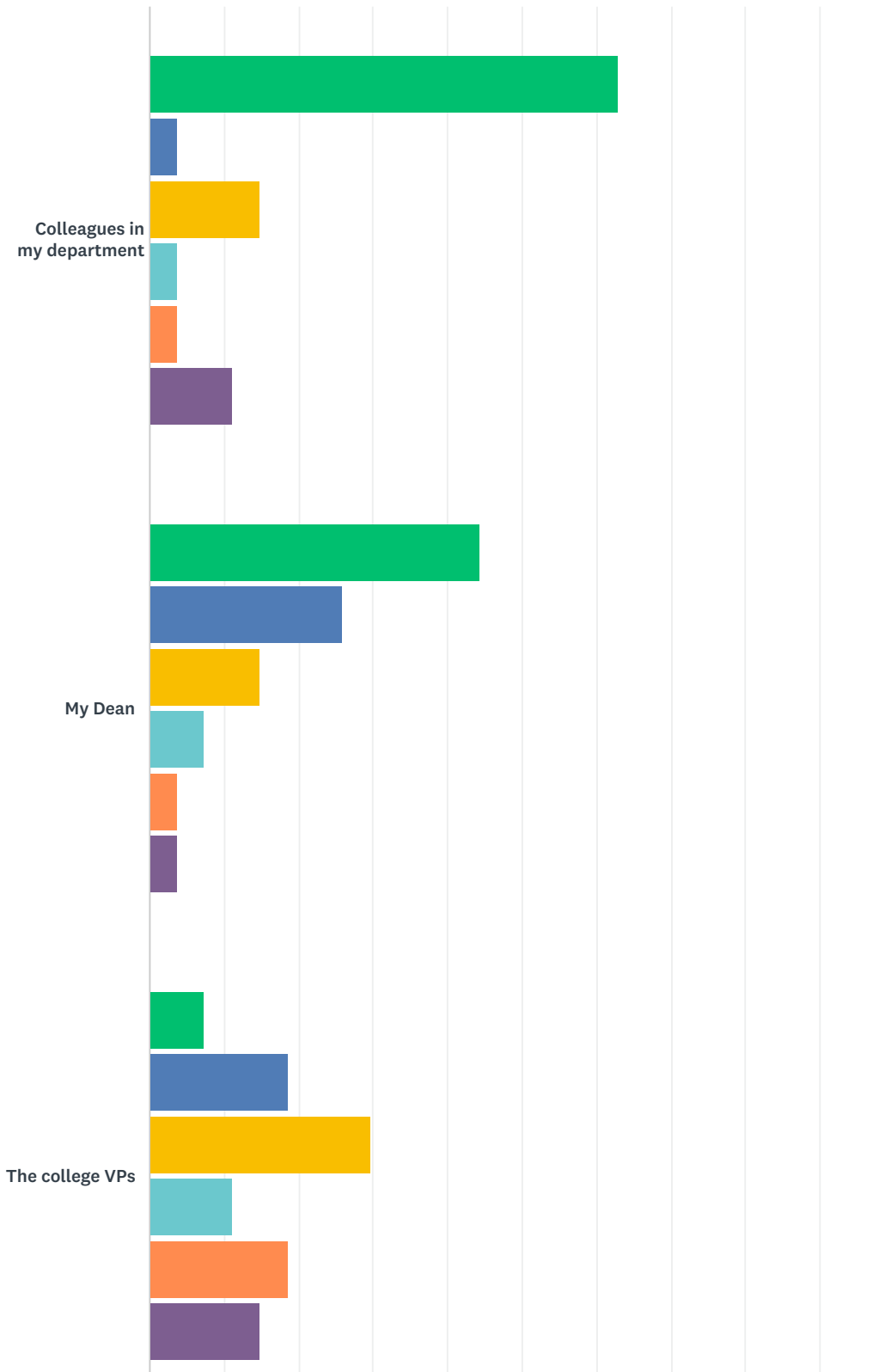


MCFT Campus Climate Survey Fall 2017

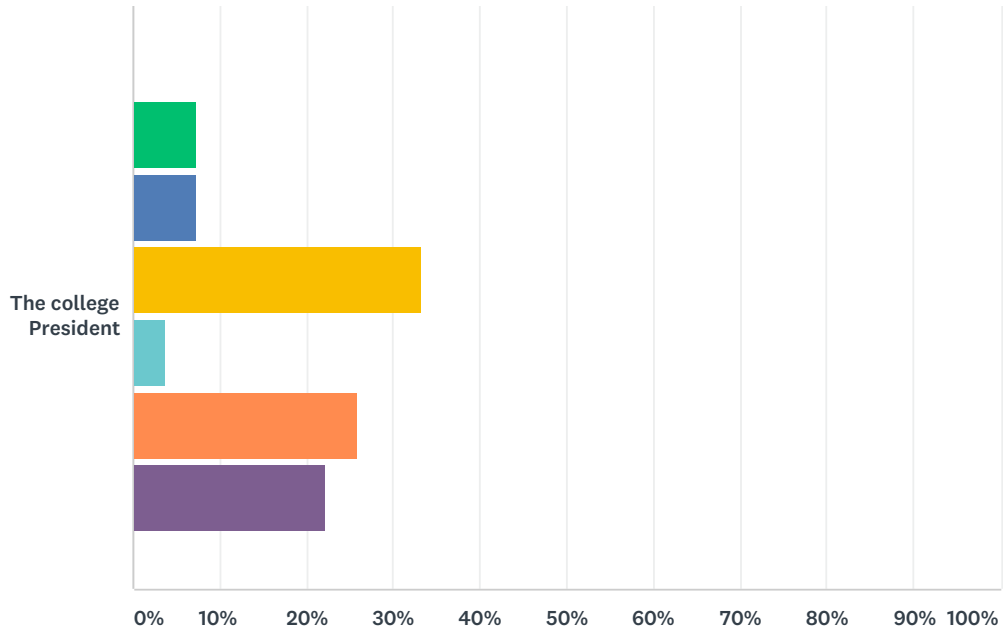
	<b>STRONGLY AGREE</b>	<b>SOMEWHAT AGREE</b>	<b>NEITHER AGREE NOR DISAGREE</b>	<b>SOMEWHAT DISAGREE</b>	<b>STRONGLY DISAGREE</b>	<b>DON'T KNOW/PREFER NOT TO ANSWER</b>	<b>TOTAL</b>
The Deans at MC	17.86% 5	42.86% 12	14.29% 4	7.14% 2	7.14% 2	10.71% 3	28
The VPs at MC	10.71% 3	25.00% 7	21.43% 6	14.29% 4	14.29% 4	14.29% 4	28
The college President	3.57% 1	0.00% 0	7.14% 2	42.86% 12	32.14% 9	14.29% 4	28

Q12 Please indicate the extent to which you agree or disagree with each of the following. Professional Development: My participation in personally designed professional development opportunities is supported by...

Answered: 27 Skipped: 1



MCFT Campus Climate Survey Fall 2017



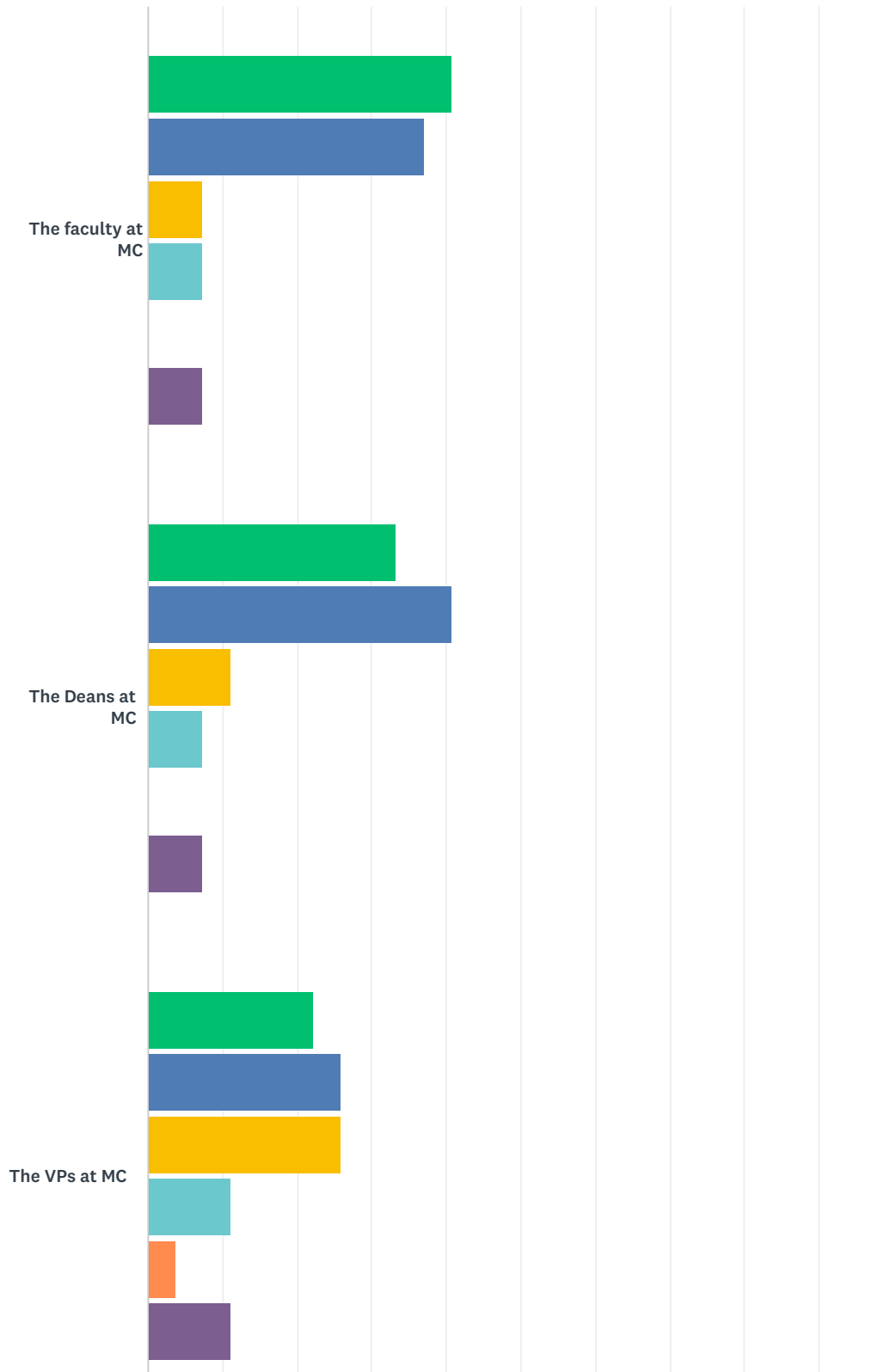
■ Strongly Agree   
 ■ Somewhat Agree   
 ■ Neither Agree nor Disagree  
■ Somewhat Disagree   
 ■ Strongly Disagree   
 ■ Don't know/Prefer not to answer

	STRONGLY AGREE	SOMEWHAT AGREE	NEITHER AGREE NOR DISAGREE	SOMEWHAT DISAGREE	STRONGLY DISAGREE	DON'T KNOW/PREFER NOT TO ANSWER	TOTAL
Colleagues in my department	62.96% 17	3.70% 1	14.81% 4	3.70% 1	3.70% 1	11.11% 3	27
My Dean	44.44% 12	25.93% 7	14.81% 4	7.41% 2	3.70% 1	3.70% 1	27
The college VPs	7.41% 2	18.52% 5	29.63% 8	11.11% 3	18.52% 5	14.81% 4	27
The college President	7.41% 2	7.41% 2	33.33% 9	3.70% 1	25.93% 7	22.22% 6	27

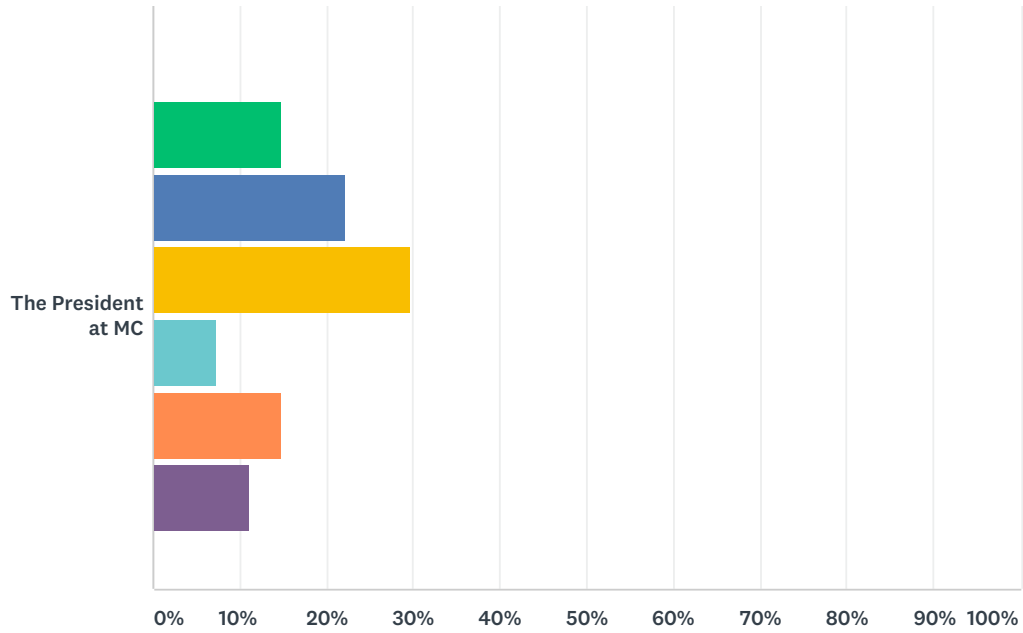


Q13 Please indicate the extent to which you agree or disagree with each of the following. Diversity: My involvement in campus diversity efforts is valued by...

Answered: 27 Skipped: 1



## MCFT Campus Climate Survey Fall 2017

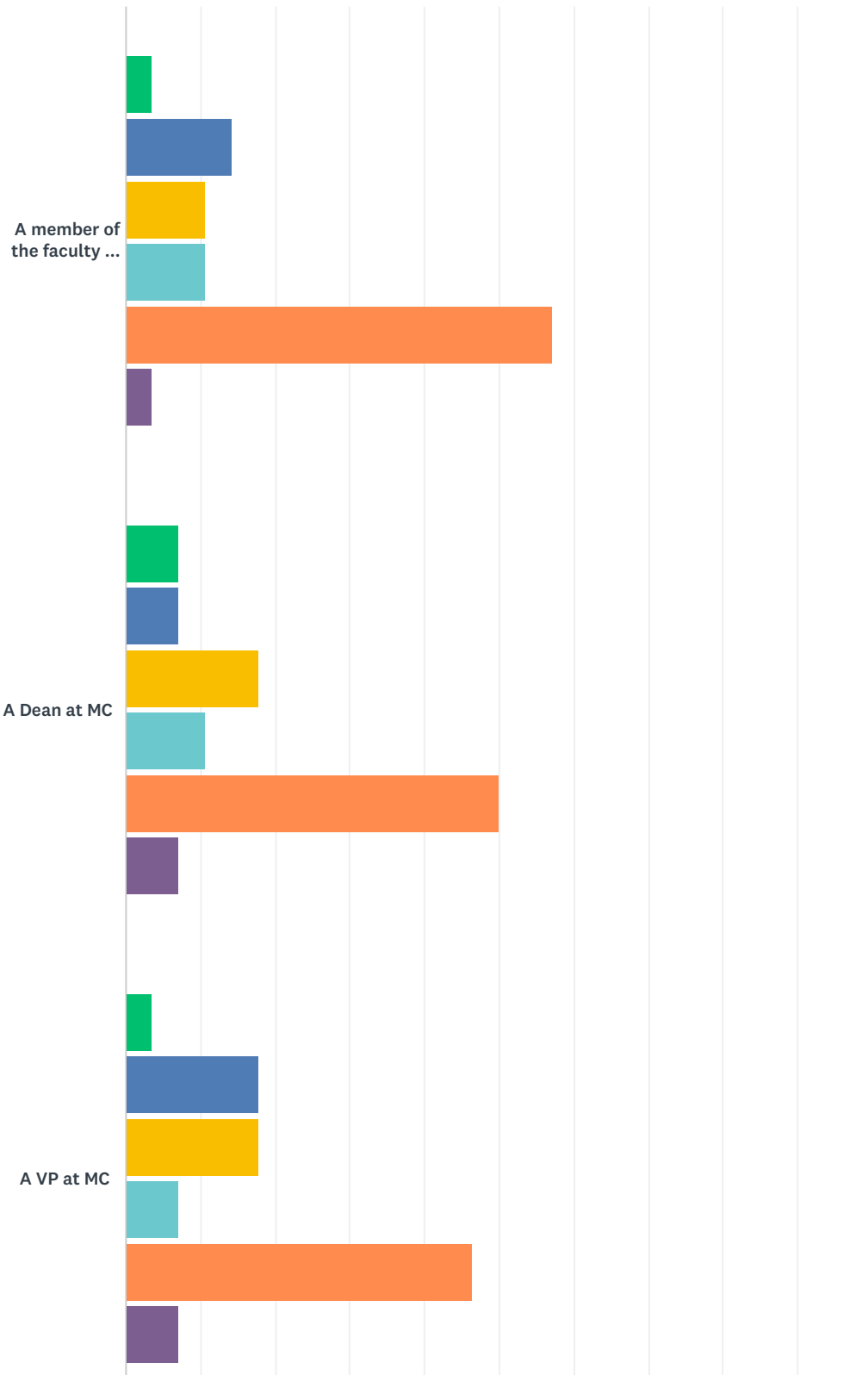


■ Strongly Agree   
 ■ Somewhat Agree   
 ■ Neither Agree nor Disagree  
■ Somewhat Disagree   
 ■ Strongly Disagree   
 ■ Don't know/Prefer not to answer

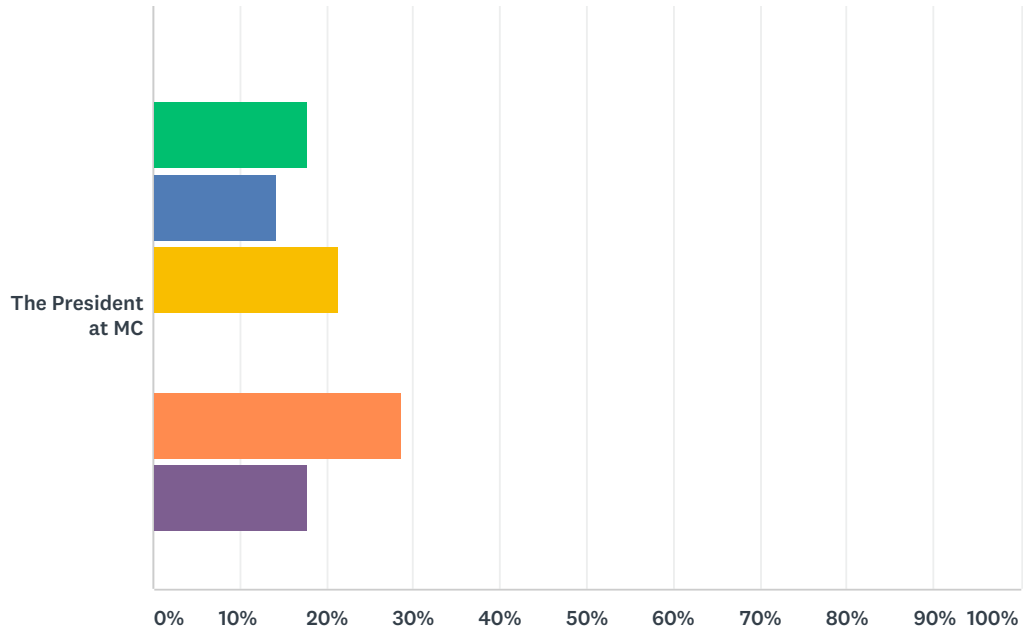
	STRONGLY AGREE	SOMEWHAT AGREE	NEITHER AGREE NOR DISAGREE	SOMEWHAT DISAGREE	STRONGLY DISAGREE	DON'T KNOW/PREFER NOT TO ANSWER	TOTAL
The faculty at MC	40.74% 11	37.04% 10	7.41% 2	7.41% 2	0.00% 0	7.41% 2	27
The Deans at MC	33.33% 9	40.74% 11	11.11% 3	7.41% 2	0.00% 0	7.41% 2	27
The VPs at MC	22.22% 6	25.93% 7	25.93% 7	11.11% 3	3.70% 1	11.11% 3	27
The President at MC	14.81% 4	22.22% 6	29.63% 8	7.41% 2	14.81% 4	11.11% 3	27

Q14 Please indicate the extent to which you agree or disagree with each of the following. Interactions: In the past year, I have experienced uncivil and/or disrespectful interactions with...

Answered: 28 Skipped: 0



## MCFT Campus Climate Survey Fall 2017

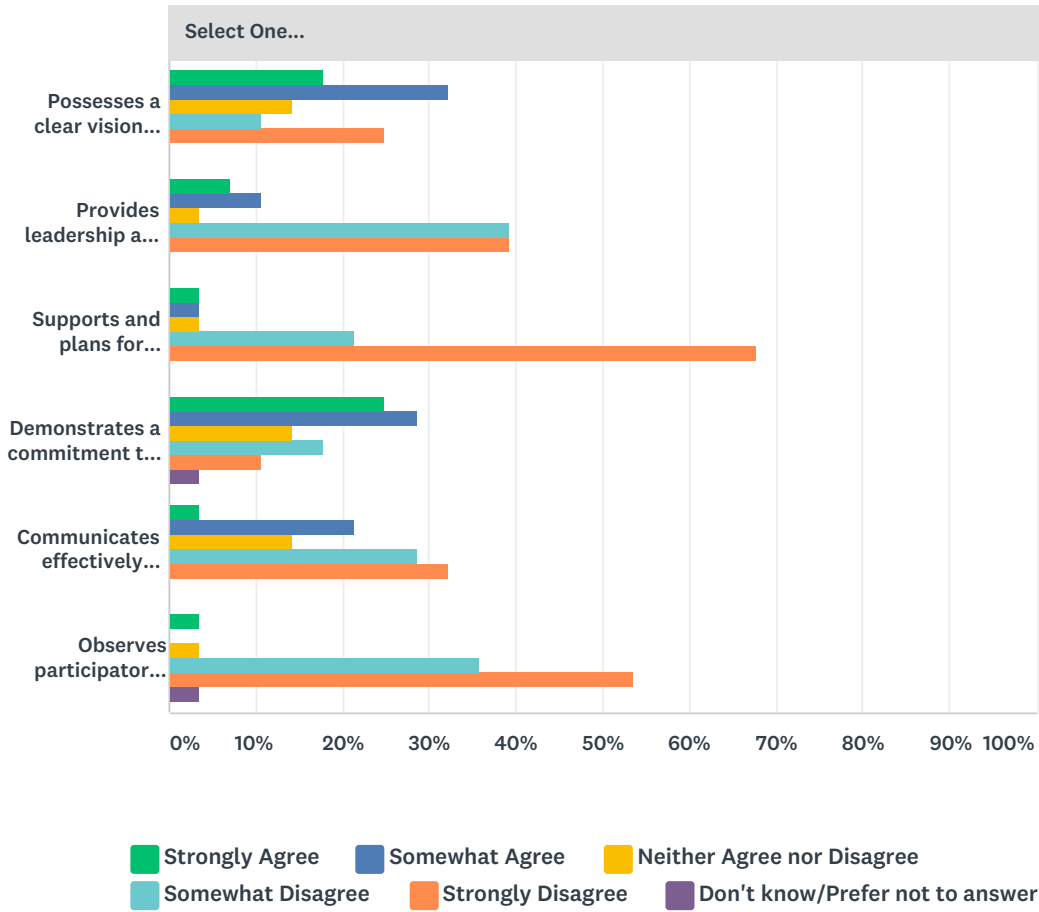


■ Strongly Agree   
 ■ Somewhat Agree   
 ■ Neither Agree nor Disagree  
■ Somewhat Disagree   
 ■ Strongly Disagree   
 ■ Don't know/Prefer not to answer

	STRONGLY AGREE	SOMEWHAT AGREE	NEITHER AGREE NOR DISAGREE	SOMEWHAT DISAGREE	STRONGLY DISAGREE	DON'T KNOW/PREFER NOT TO ANSWER	TOTAL
A member of the faculty at MC	3.57% 1	14.29% 4	10.71% 3	10.71% 3	57.14% 16	3.57% 1	28
A Dean at MC	7.14% 2	7.14% 2	17.86% 5	10.71% 3	50.00% 14	7.14% 2	28
A VP at MC	3.57% 1	17.86% 5	17.86% 5	7.14% 2	46.43% 13	7.14% 2	28
The President at MC	17.86% 5	14.29% 4	21.43% 6	0.00% 0	28.57% 8	17.86% 5	28

Q15 Please indicate the extent to which you agree or disagree with each of the following. Leadership: The college President...

Answered: 28 Skipped: 0



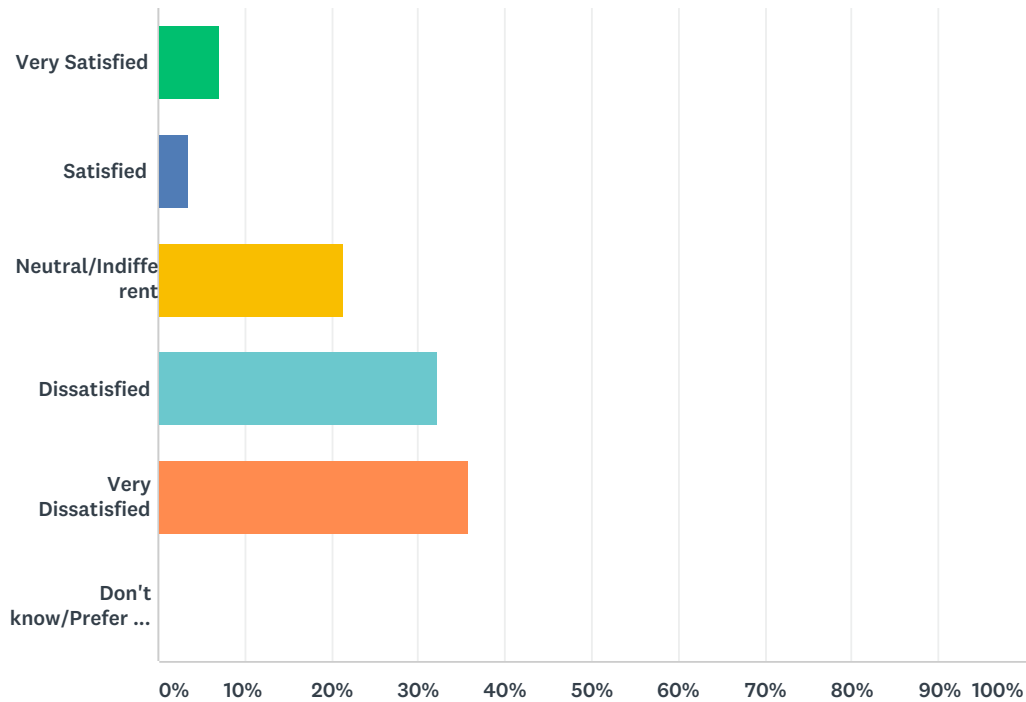
Select One...	STRONGLY AGREE	SOMEWHAT AGREE	NEITHER AGREE NOR DISAGREE	SOMEWHAT DISAGREE	STRONGLY DISAGREE	DON'T KNOW/PREFER NOT TO ANSWER	TOTAL
Possesses a clear vision for the college's future	17.86% 5	32.14% 9	14.29% 4	10.71% 3	25.00% 7	0.00% 0	28
Provides leadership and support for maintaining excellent academic and student service programs	7.14% 2	10.71% 3	3.57% 1	39.29% 11	39.29% 11	0.00% 0	28
Supports and plans for lasting internal processes that will lead to inclusive practices	3.57% 1	3.57% 1	3.57% 1	21.43% 6	67.86% 19	0.00% 0	28
Demonstrates a commitment to staff and student diversity	25.00% 7	28.57% 8	14.29% 4	17.86% 5	10.71% 3	3.57% 1	28

## MCFT Campus Climate Survey Fall 2017

Communicates effectively with the college community (in-service, newsletters, emails, etc.)	3.57% 1	21.43% 6	14.29% 4	28.57% 8	32.14% 9	0.00% 0	28
Observes participatory governance practices and mostly accepts the recommendations of college committees	3.57% 1	0.00% 0	3.57% 1	35.71% 10	53.57% 15	3.57% 1	28

Q16 When we talk about campus climate, we are referring to the general atmosphere of the campus as a unique community and the degree to which members of the campus community feel included, listened to, valued and treated fairly. Overall, how satisfied are you with the campus climate at Mendocino College?

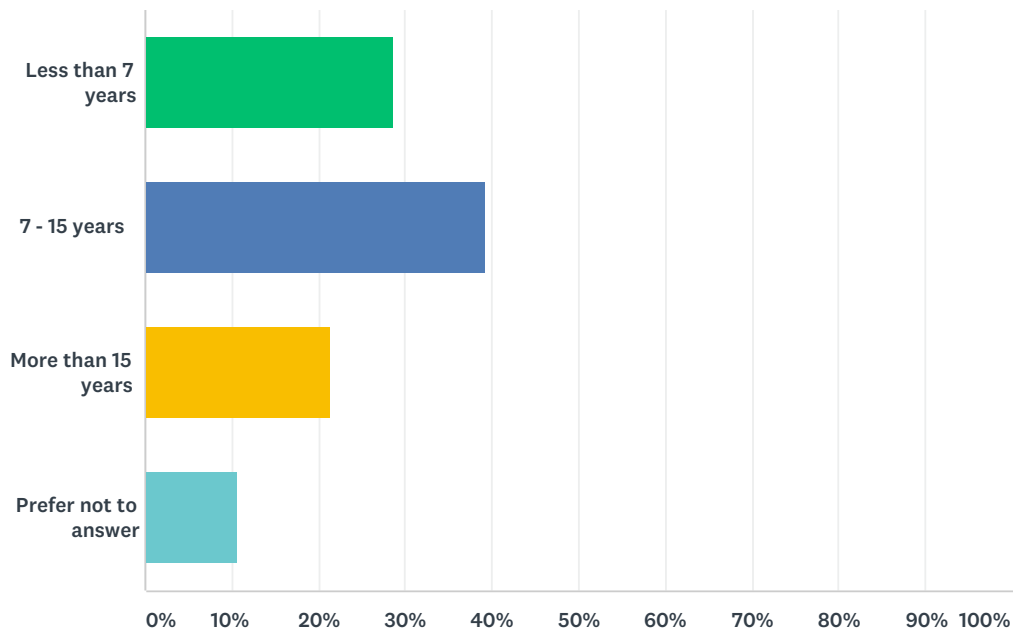
Answered: 28 Skipped: 0



ANSWER CHOICES	RESPONSES	
Very Satisfied	7.14%	2
Satisfied	3.57%	1
Neutral/Indifferent	21.43%	6
Dissatisfied	32.14%	9
Very Dissatisfied	35.71%	10
Don't know/Prefer not to answer	0.00%	0
<b>TOTAL</b>		<b>28</b>

Q17 Before you leave any closing comments and finish the survey, we'd like to know a little bit about you. These questions are optional but will help us identify patterns in responses. These questions are for general informational purposes only and will not be used to identify individual respondents. How long have you worked at Mendocino College?

Answered: 28 Skipped: 0

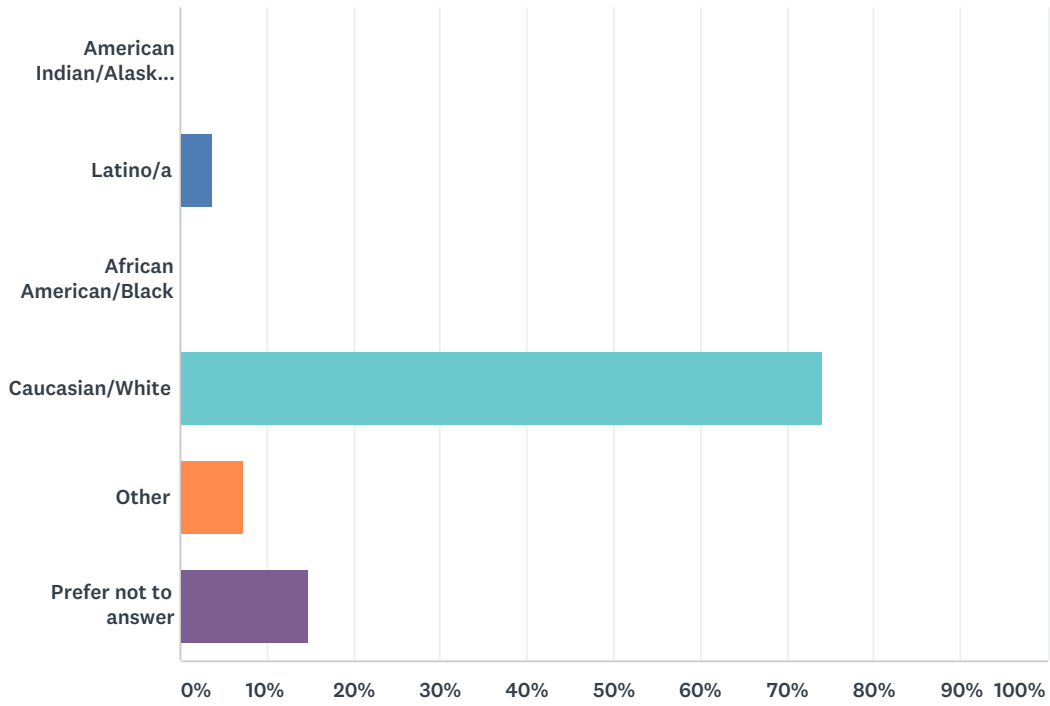


ANSWER CHOICES	RESPONSES	
Less than 7 years	28.57%	8
7 - 15 years	39.29%	11
More than 15 years	21.43%	6
Prefer not to answer	10.71%	3
<b>TOTAL</b>		<b>28</b>



### Q18 Do you consider yourself:

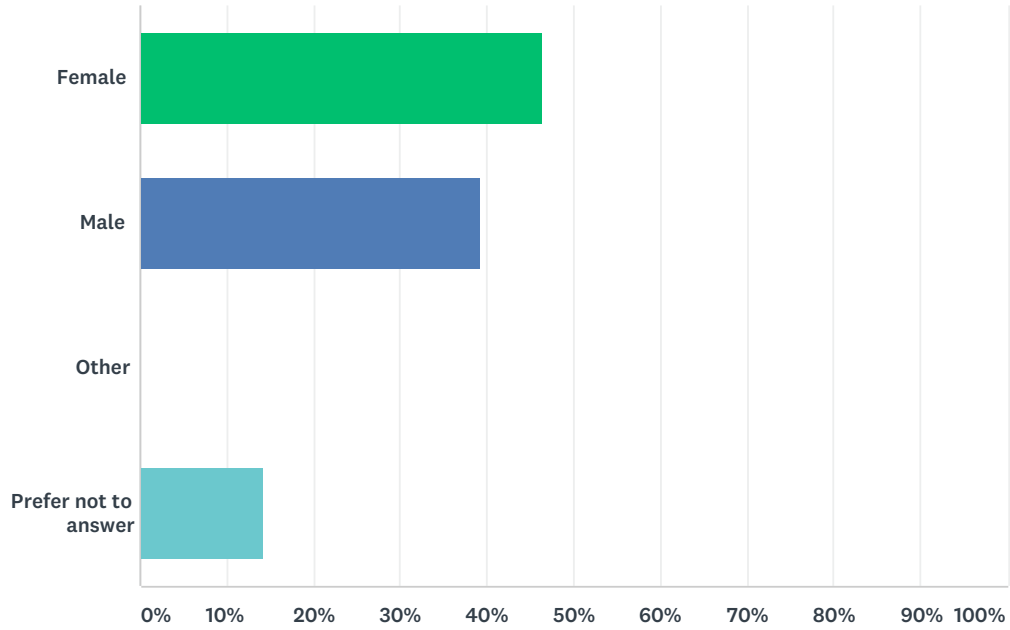
Answered: 27 Skipped: 1



ANSWER CHOICES	RESPONSES	
American Indian/Alaska Native	0.00%	0
Latino/a	3.70%	1
African American/Black	0.00%	0
Caucasian/White	74.07%	20
Other	7.41%	2
Prefer not to answer	14.81%	4
<b>TOTAL</b>		<b>27</b>

## Q19 What is your gender?

Answered: 28 Skipped: 0



ANSWER CHOICES	RESPONSES	
Female	46.43%	13
Male	39.29%	11
Other	0.00%	0
Prefer not to answer	14.29%	4
<b>TOTAL</b>		<b>28</b>

Q20 If you would like to provide additional comments, please do so here.

Answered: 11 Skipped: 17